




AQUA QUIZ

Be active in the water!





Swim and Survive is a swimming and water safety initiative of Royal Life Saving that seeks to increase the swimming and water safety skills of Australian children to prevent drowning and increase participation in safe aquatic activity.

Visit Lochie the Lifeguard at swimandsurvive.com.au and discover more fun, interactive games, puzzles and activities.

Learning how to be safe when you are in, on, or around the water is a valuable skill to have.

Everyone can be a lifesaver - that includes you!

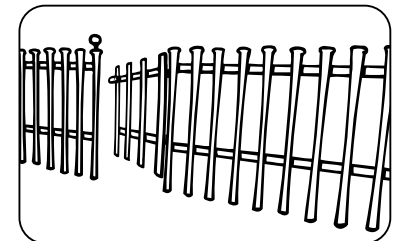



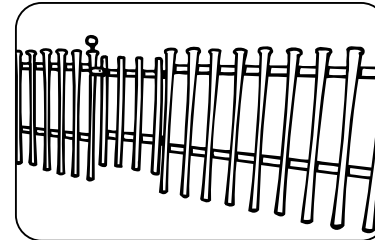


facebook.com/swimandsurvive
swimandsurvive.com.au



Backyard Water Dangers

When are things safe?

Draw a line to join the same picture when it isn't safe.


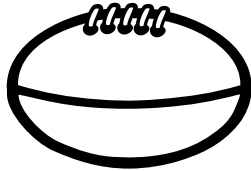






ACTIVITY 2



Rescue Aids


Circle the things that you could use to rescue someone.




ACTIVITY 3

Aquacode

Colour in the pictures, fill in the Aquacode rules and match the correct picture to the rule.



F _____ and W _____




G _ T _____



R _____ to R _____

ACTIVITY 4



What's the Safety Tip?

Fill in the missing words to find out all the safety tips. Use the pictures underneath to help you find the missing words.

If you get into trouble in the water, signal for _____.

Adults should _____ children in the water.

Always wear a _____ when you go boating.


_____ objects can be hidden under the water surface.

A pool must have a _____ around it to restrict access.

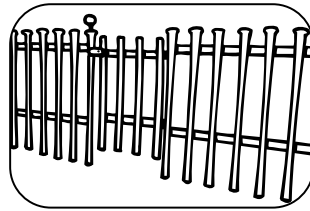
Learn to _____, it's fun.



PFD




SWIM




FENCE



SHARP



SUPERVISE




HELP



ACTIVITY 5

Water Safety Tips

Write in a water safety tip for each picture in the space provided and colour the pictures in.



ACTIVITY 6



Crack the Code

Find the number to find the letter and fill in the blank to complete the word.

A	B	C	D	E	F	G	H	I	J	K	L	M
1	2	3	4	5	6	7	8	9	10	11	12	13

N	O	P	Q	R	S	T	U	V	W	X	Y	Z
14	15	16	17	18	19	20	21	22	23	24	25	26

19 23 9 13 1 14 4 19 21 18 22 9 22 5 20 5 1 3 8 5 19

19 1 6 5 20 25 9 14 15 14 1 14 4 1 18 15 21 14 4

20 8 5 23 1 20 5 18

ACTIVITY 7



Water Safety Signs

Safety signs warn us of dangers you can't always see. Draw a line to match the problem with the correct sign that will help you.

My friend has cut his finger. Where can I find first aid?



I want to go swimming. How will I know which is the deep end?



Emergency! I need help. Someone is hurt badly. Where can I find a phone to call 000?



I want to go surfing. How will I know if I can?




We arrive at the beach. Where can we swim at the beach safely?





Fun Maze

Help Josh find his PFD in the maze, so he can join Jack and Jen in the boat.



Scrambled Words

Unscramble each of the clue words. Take the letters that appear in circles and unscramble them for the final message.

TUHS HET OLPO TAGE



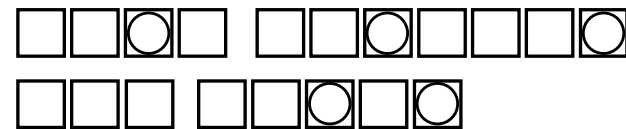
RDAE TSFAYE GSSNI



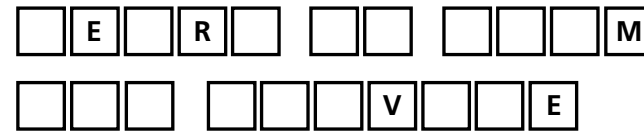
EERNV ISMW NOLEA



WMSI WETBENE ETH LSAFG



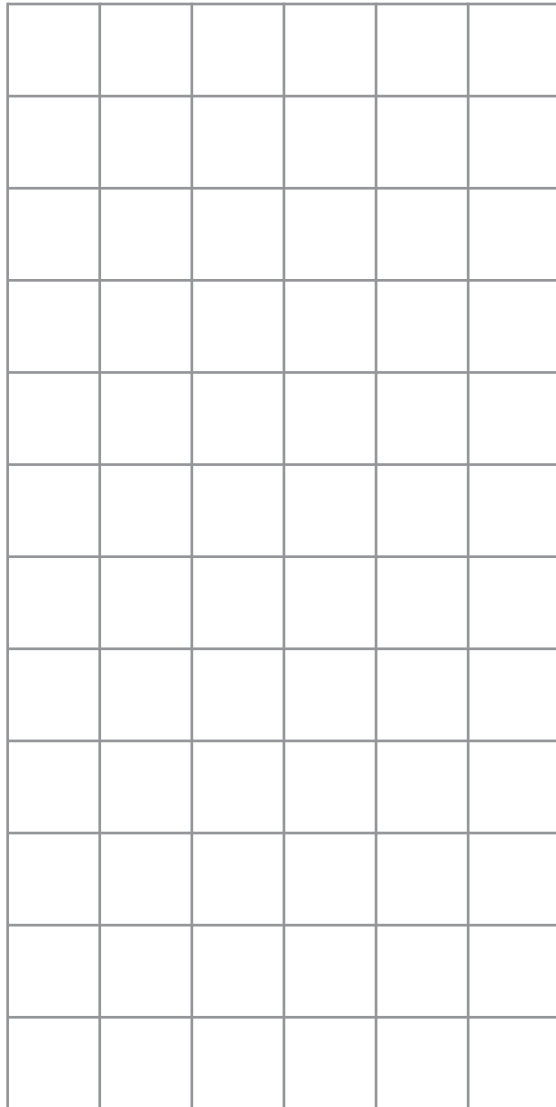
Final message.






Lochie the Lifeguard

Use the grid below to redraw Lochie the Lifeguard.



Congratulations

Fill in your details below and hand your completed Aqua Quiz to your Classroom Teacher or Swim and Survive Instructor.



AQUA QUIZ COMPLETION CERTIFICATE

.....
Name

.....
Age

.....
Swim and Survive Level

Our Network

Australian Capital Territory: (02) 6260 5800
New South Wales: (02) 9634 3700
Northern Territory: (08) 8927 0400
Queensland: (07) 3823 2823
South Australia: (08) 8210 4500
Tasmania: (03) 6243 7558
Victoria: (03) 9676 6900
Western Australia: (08) 9383 8200
National: (02) 8217 3111

facebook.com/swimandsurvive
swimandsurvive.com.au

bye.

